



DW SIMPSON®

2017 Actuarial Salary Survey

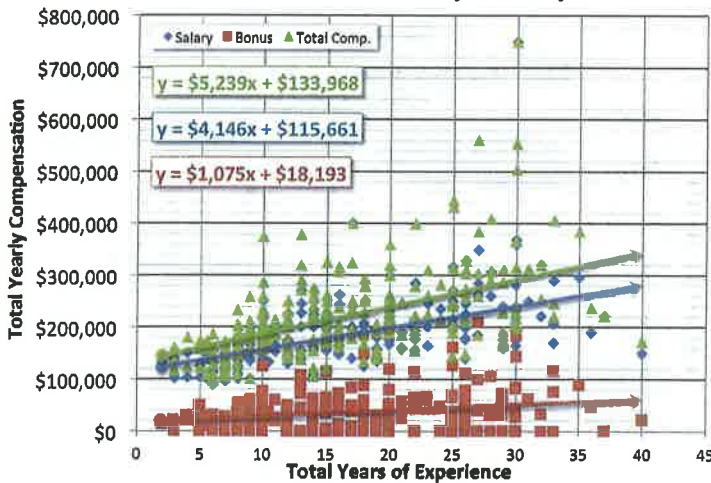
The DW Simpson Actuarial Salary Survey is comprised of salary data we accumulate in our day-to-day operations. For over 25 years, DW Simpson has gathered salary information from thousands of actuaries we have placed in actuarial jobs worldwide.

Through our continued relationship with actuaries & employers, we gather thousands of data points on salaries, bonus packages, total yearly compensation, career level, discipline, location and many other factors.

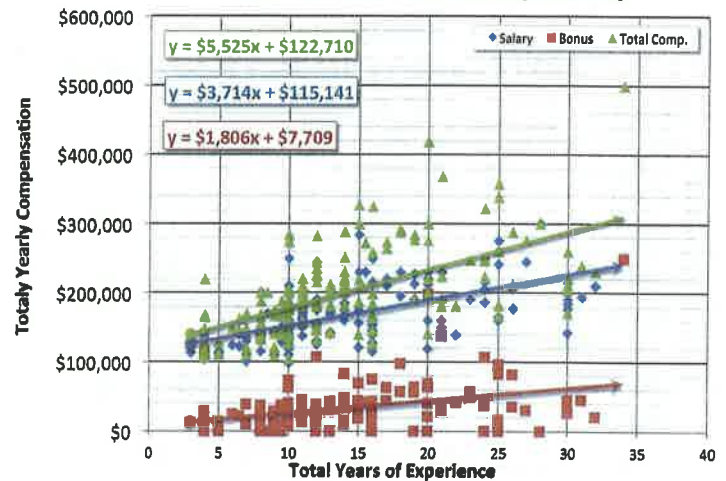
The data in each **table** reflects **total compensation** (base + bonus). Each **graph** has a **green line** which reflects **total compensation**, a **blue line** which represents **base salary**, and a **red line** which reflects **bonus**.



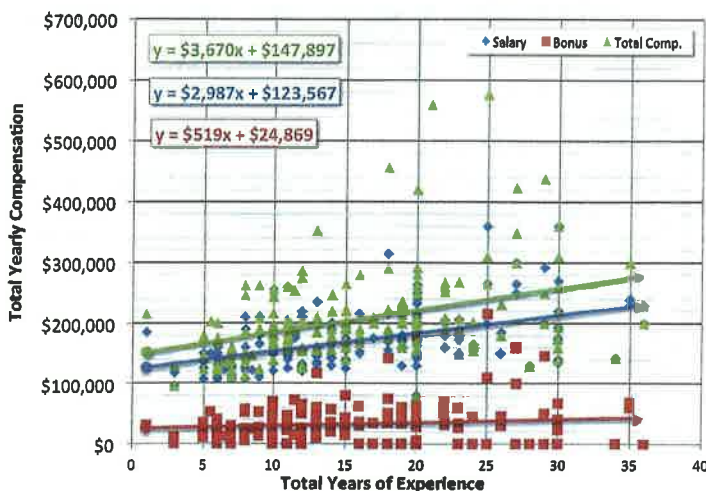
2017 FCAS Salary Survey



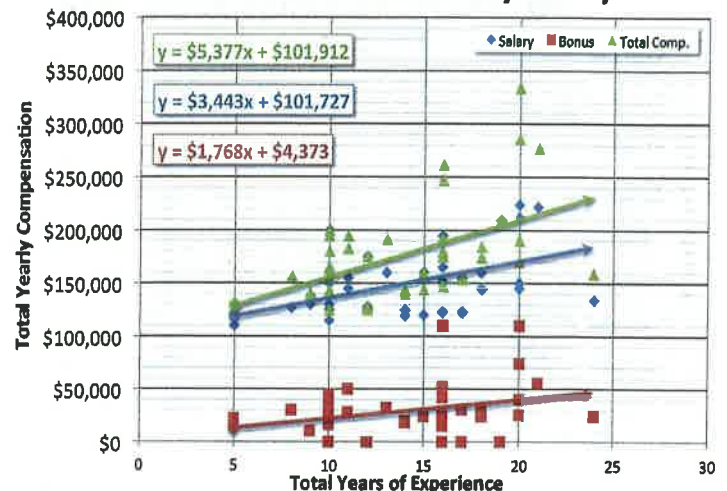
2017 Health FSA Salary Survey



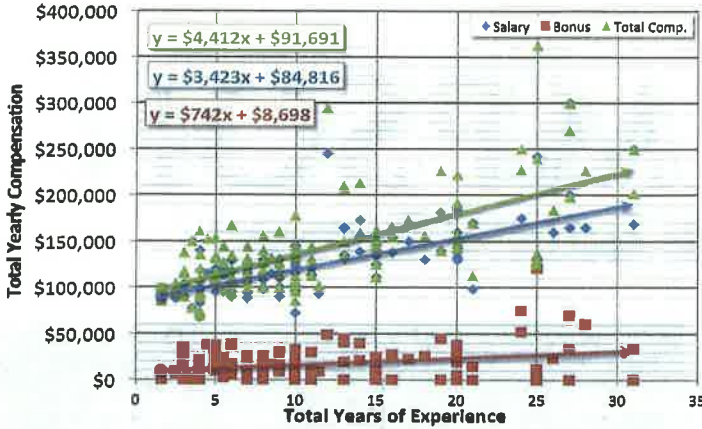
2017 Life FSA Salary Survey



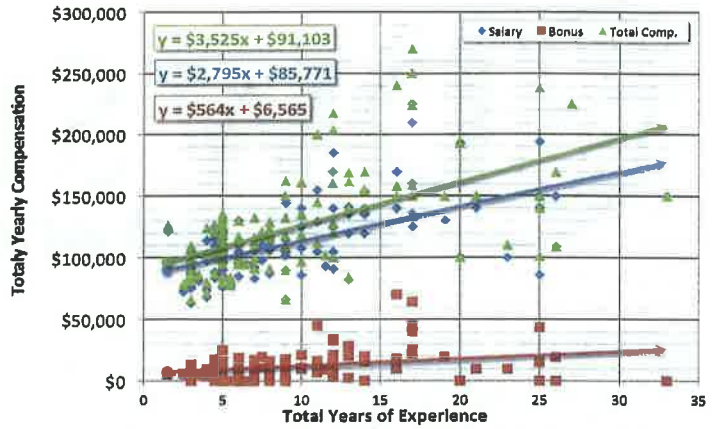
2017 Pension FSA Salary Survey



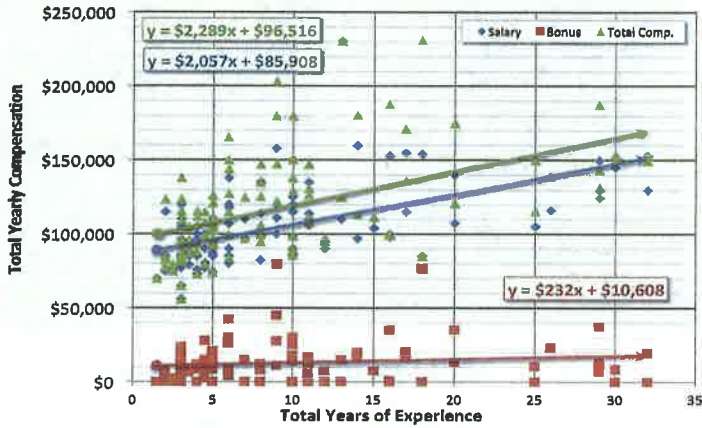
2017 ACAS Salary Survey



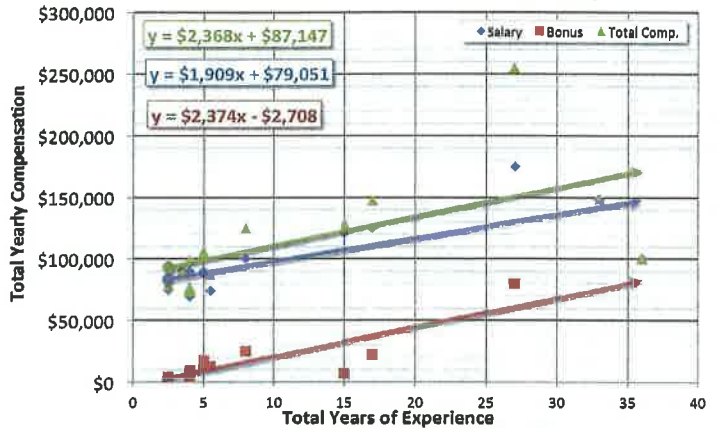
2017 Health ASA Salary Survey



2017 Life ASA Salary Survey



2017 Pension ASA Salary Survey



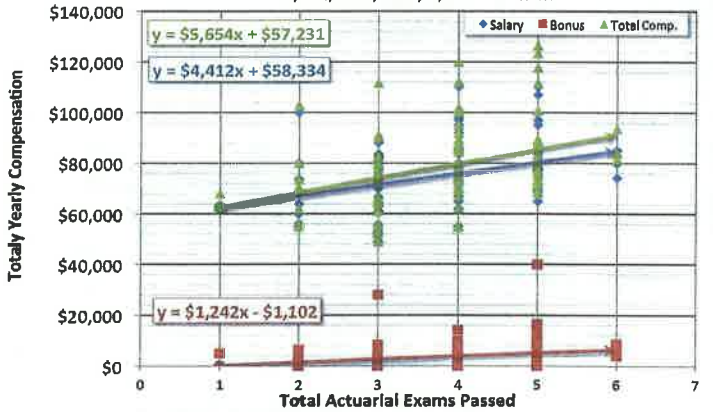
2017 Casualty Student Salary (exams)

1, 2, 3F, 4, 5, 5, 6 = 1 exam each



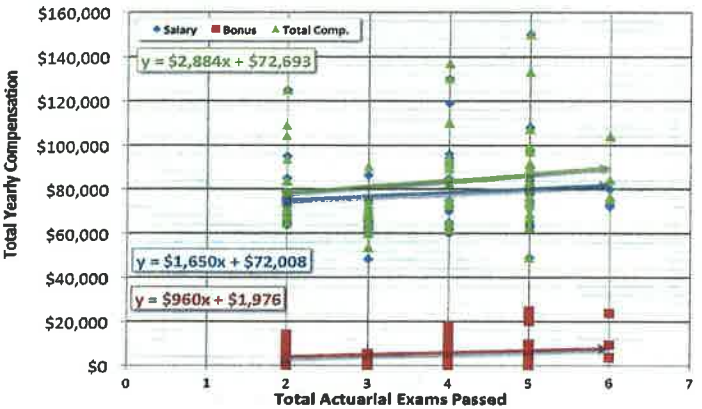
2017 Health Student Salary Survey (exams)

P, FM, MFE, MLC, C, FAP = 1 Exam



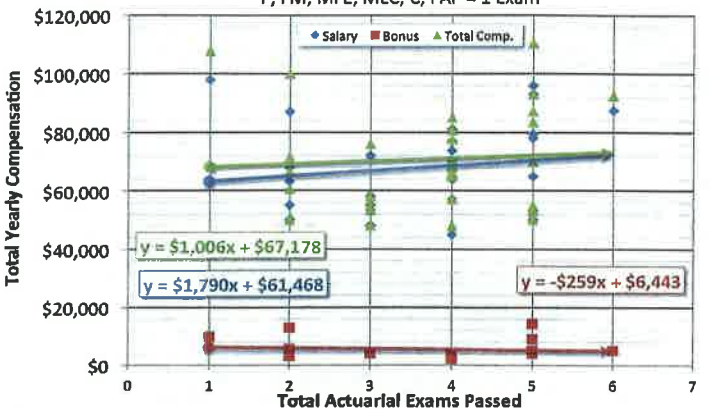
2017 Life Student Salary Survey (exams)

P, FM, MFE, MLC, C, FAP = 1 Exam

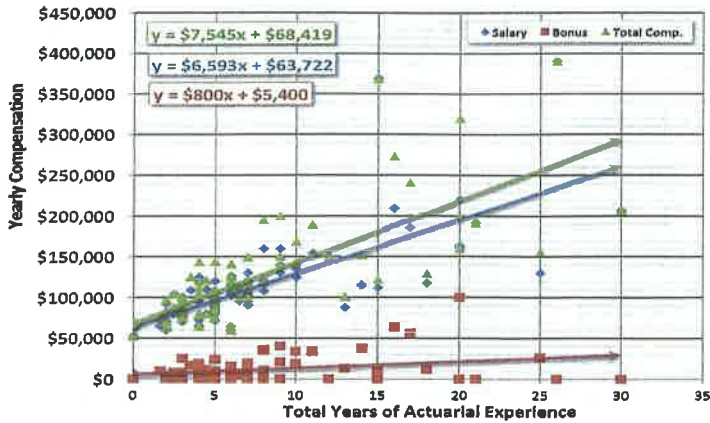


2017 Pension Student Salary Survey (exams)

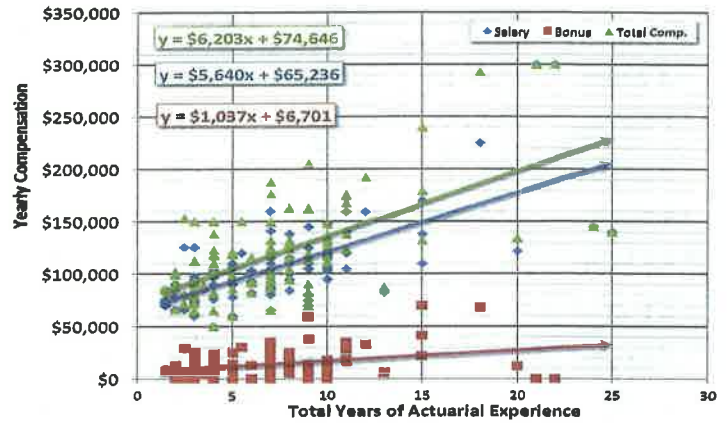
P, FM, MFE, MLC, C, FAP = 1 Exam



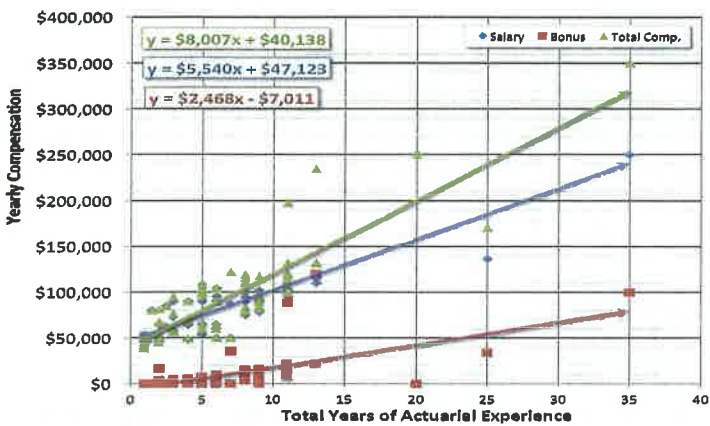
2017 Canadian P&C Actuary Salary Survey



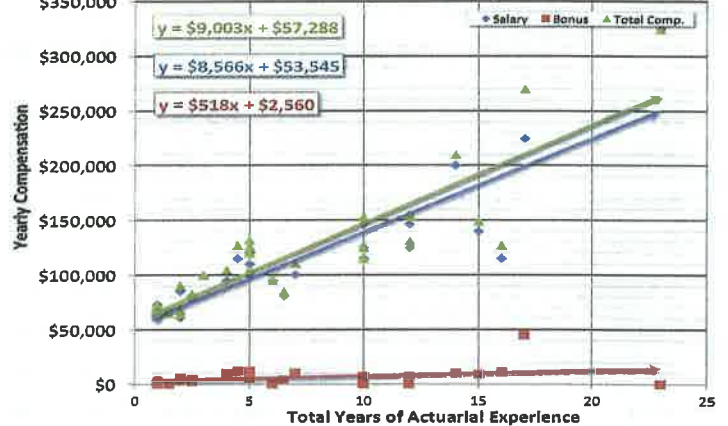
2017 Canadian Life Actuary Salary Survey



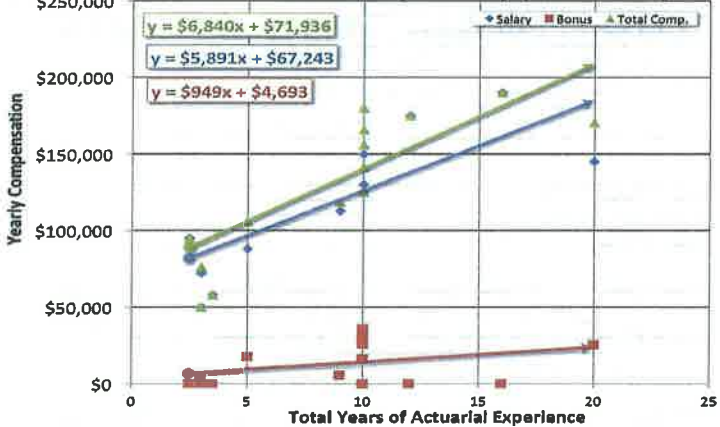
2017 Canadian Pension Actuary Salary Survey



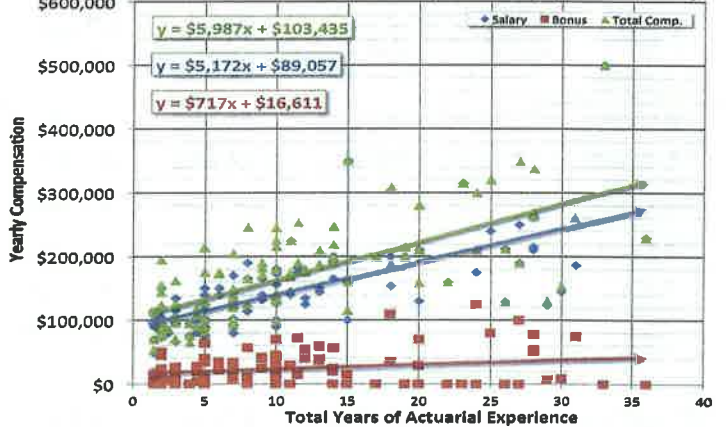
2017 Health Salary Survey (Massachusetts)



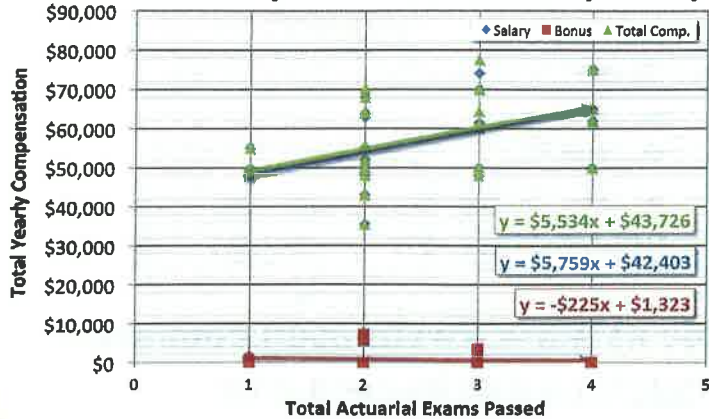
2017 Pension Salary Survey (California)



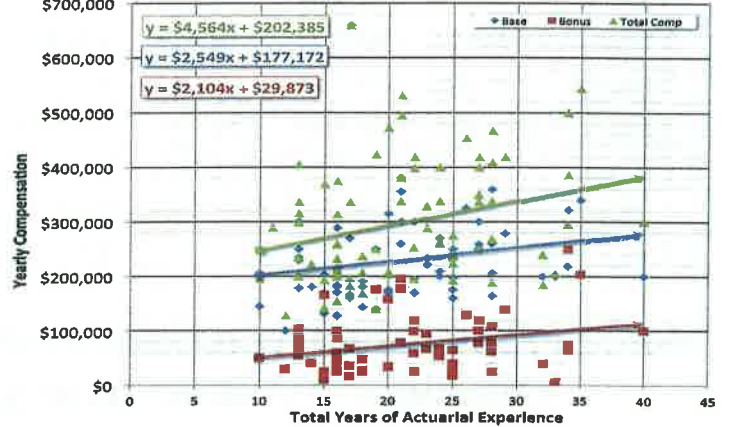
2017 Life Actuarial Salary Survey (New York)



2017 Entry Level Actuarial Salary Survey



2017 Health Chief Actuary Salary Survey



**** Salary charts represent 5th - 95th percentile's Total Compensation (Base Salary + Bonus) in thousands. ****

A passing grade for exams **1, 2, 3F, 4, S, 5 and 6** each equal 1 exam.

Casualty	< 1 yr	1-3 yrs	3-5 yrs	5-7 yrs	7-10 yrs	10-15 yrs	15-20 yrs	20+ yrs
1 Exam	48 - 65	52 - 70	55 - 77					
2 Exams	50 - 71	52 - 79	55 - 81	60 - 92	69 - 100			
3 Exams	54 - 77	61 - 87	66 - 99	76 - 105	80 - 110			
4 Exams	56 - 78	61 - 90	68 - 105	78 - 107	84 - 120	94 - 141		
5 Exams		63 - 95	70 - 107	79 - 118	85 - 132	100 - 159		
6 Exams		70 - 97	76 - 116	88 - 126	95 - 151	102 - 167		
7 Exams		72 - 99	85 - 118	93 - 135	99 - 160	107 - 172		
ACAS		85 - 112	90 - 138	98 - 154	100 - 166	112 - 195	124 - 273	143 - 358+
FCAS			110 - 162	115 - 190	120 - 235	144 - 369	158 - 447	177 - 553+

A passing grade for exams **P, FM, MLC, MFE and C** each equal 1 exam.

Health	< 1 yr	1-3 yrs	3-5 yrs	5-7 yrs	7-10 yrs	10-15 yrs	15-20 yrs	20+yrs
1 Exam	49 - 60	54 - 69	57 - 76					
2 Exams	54 - 66	56 - 76	61 - 82	65 - 89				
3 Exams	56 - 72	57 - 83	63 - 90	67 - 96				
4 Exams	58 - 74	62 - 89	68 - 100	78 - 107	79 - 115			
5 Exams		68 - 93	72 - 110	79 - 118	84 - 125			
ASA		78 - 115	80 - 124	85 - 134	94 - 150	104 - 200	121 - 239	140 - 267+
FSA			106 - 159	112 - 170	121 - 210	140 - 270	155 - 390	166 - 423+

Life	< 1 yr	1-3 yrs	3-5 yrs	5-7 yrs	7-10 yrs	10-15 yrs	15-20 yrs	20+ yrs
1 Exam	51 - 61	55 - 70	56 - 74					
2 Exams	51 - 64	56 - 77	58 - 82	63 - 90				
3 Exams	55 - 69	58 - 81	63 - 94	69 - 100				
4 Exams	57 - 76	64 - 92	68 - 100	74 - 104	76 - 117			
5 Exams		69 - 103	72 - 109	76 - 120	87 - 130			
ASA		75 - 117	76 - 125	84 - 143	94 - 161	106 - 188	109 - 225	123 - 258+
FSA			98 - 152	120 - 200	124 - 247	135 - 286	151 - 364	158 - 504+

Pension	< 1 yr	1-3 yrs	3-5 yrs	5-7 yrs	7-10 yrs	10-15 yrs	15-20 yrs	20+ yrs
1 Exam	44 - 56	50 - 64	55 - 70					
2 Exams	46 - 62	56 - 70	58 - 77	64 - 83				
3 Exams	48 - 68	57 - 74	61 - 84	65 - 91	72 - 99			
4 Exams	56 - 75	63 - 84	65 - 91	74 - 100	76 - 106			
5 Exams		66 - 89	68 - 94	75 - 104	77 - 112			
ASA		76 - 95	80 - 105	87 - 118	90 - 139	108 - 175	123 - 243	152 - 260+
FSA				112 - 151	118 - 168	125 - 235	154 - 329	164 - 364+

**More graphs & information available at www.dwsimpson.com/salary
 Questions? Contact us at actuaries@dwsimpson.com**